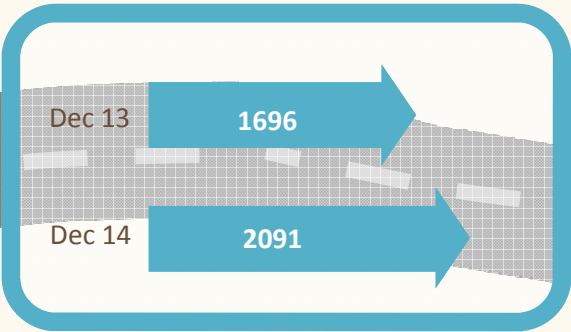


Shropshire Outcomes

Number of **looked after children** per 10,000 has continued to **increase**



Number of **referrals** to children's social care has continued to **increase** compared to last year



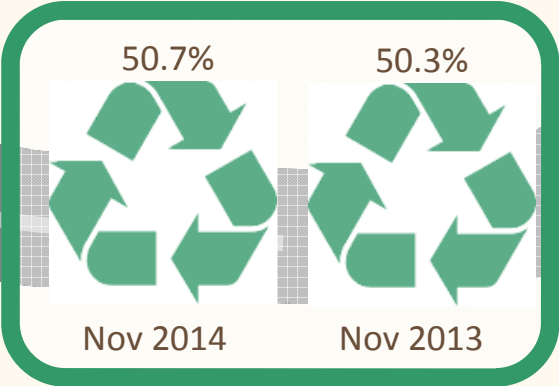
Your life outcome SC1
Welcome to Shropshire



Born in 2012, average **life expectancy** is **81.8 years**

Your environment outcome SC2
A Great Place To Live

Household waste sent for **recycling, re-use or composting** has slightly increased



Shropshire Cleanliness
From April only **4.9%** of street inspections **fall below good standard** for **littering**

1100 More houses on Council Tax register

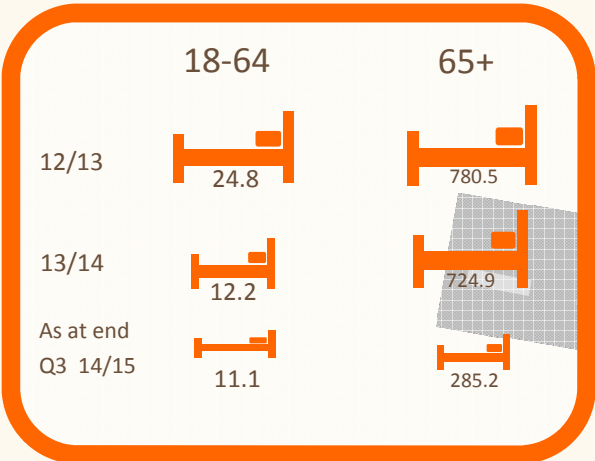


Your money outcome SC3
Floreat Salopia



Education Standards
% of pupils achieving 5 A*- C GCSE

Your health outcome SC4
Please Drive Carefully



Keeping **permanent admissions into residential care homes**, per 100,000 population, to a minimum



"Delays in transfers of care from hospital, attributable to Adult Social Care, per 100,000 population aged 18+ are **increasing** compared to previous quarter